

COMMUNITY MAILBOXES

Salsbury Industries manufactures community mailboxes that are great for residential communities such as neighborhoods, condos, and apartment buildings. When it comes to community mailboxes for residential communities, there are different types of mailboxes available. You can choose from curbside multi-family mailboxes, cluster box units, 4C Horizontal mailboxes, or pedestal mailboxes. Our community mailboxes can be ordered by phone or online at www.mailboxes.com.

mailboxes.com
1-800-MAILBOX



SALSBURY
INDUSTRIES

People Committed to Quality Since 1936

COMMUNITY MAILBOXES

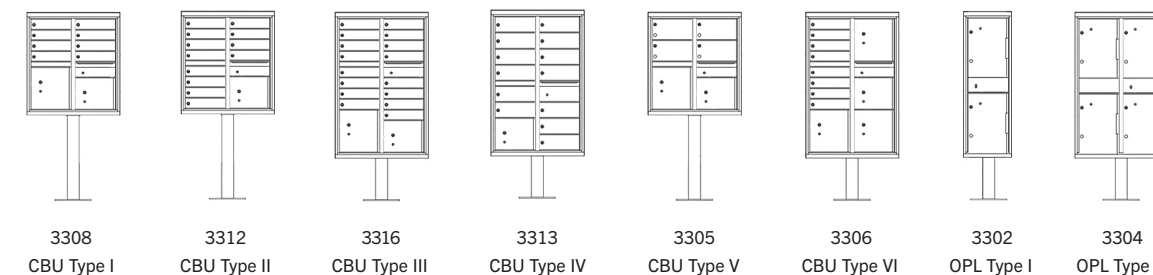
Cluster Box Units (CBU's)



CLUSTER BOX UNITS (CBU's) & OUTDOOR PARCEL LOCKERS (OPL's)

- Cluster Box Units (CBU's) manufactured by Salsbury Industries provide U.S.P.S. access and offer a secure means of receiving mail and packages.
- Ideal for residential communities such as housing developments, townhouses and apartment buildings.
- All Salsbury Standard Cluster Mailboxes and Regency® Decorative CBU mailboxes come equipped with a pedestal and your choice of 4, 8, 12, 13, or 16 mailbox compartments with one, two (2) or four (4) fully integrated parcel lockers.
- Outdoor Parcel Lockers (OPL's) are U.S.P.S. approved and are ideal for both commercial and residential developments.

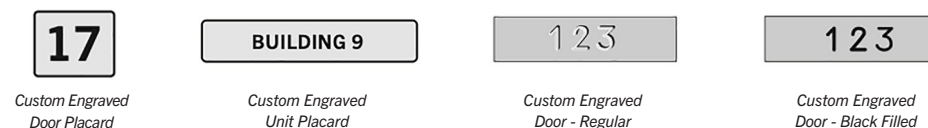
CONFIGURATIONS



COLOR OPTIONS



CUSTOM ENGRAVING



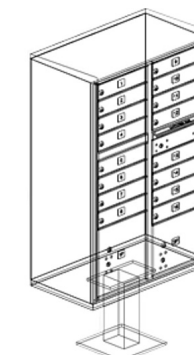
To view more community mailboxes visit us at: www.mailboxes.com/residential-development-mailboxes/

3316 MODEL DISPLAYED



Online Resources

- Product Information
- 3D Revit / BIM Models
- Detailed Specifications
- Technical Drawings
- Augmented Reality (AR) Models
- Installation Instructions
- AutoCAD Drawings



Visit: www.mailboxes.com/Architectural-Resources

COMMUNITY MAILBOXES

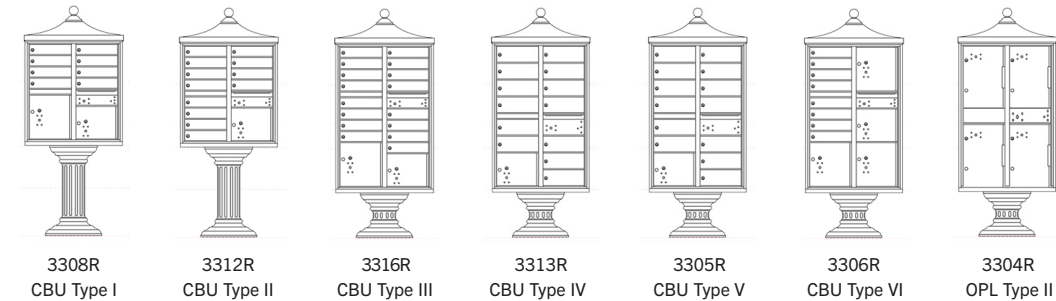
Regency® Decorative CBU's




REGENCY® DECORATIVE CBU'S & OUTDOOR PARCEL LOCKERS (OPL's)

- Regency® Decorative CBU's manufactured by Salsbury Industries provide U.S.P.S. access and offer a secure means of receiving mail and packages.
- Ideal for residential communities such as housing developments, townhouses and apartment buildings.
- All Salsbury Regency® Decorative CBU package includes a 3300 series CBU and pedestal, a decorative CBU top and a decorative CBU pedestal cover.
- Outdoor Parcel Lockers (OPL's) are U.S.P.S. approved and are ideal for both commercial and residential developments.

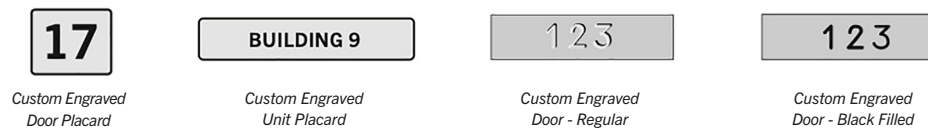
CONFIGURATIONS



COLOR OPTIONS



CUSTOM ENGRAVING



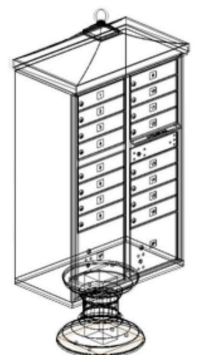
To view replacement parts and more options visit us at: www.mailboxes.com/residential-development-mailboxes/

3316R MODEL DISPLAYED



Online Resources


- Product Information
- 3D Revit / BIM Models
- Detailed Specifications
- Technical Drawings
- Augmented Reality (AR) Models
- Installation Instructions
- AutoCAD Drawings



Visit: www.mailboxes.com/Architectural-Resources

COMMUNITY MAILBOXES

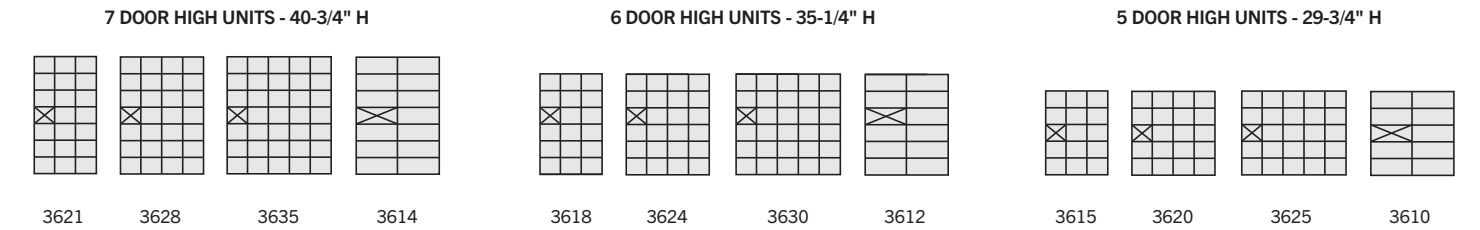
4B+ Horizontal Mailboxes



4B+ HORIZONTAL MAILBOXES

- 4B+ horizontal mailboxes are U.S.P.S. approved for replacement and/or retrofit installations.
- Ideal for communities and residential developments 4B+ Horizontals are available in a variety of configurations and colors.
- Available in "A" size doors (6-1/2" W x 5-1/4" H) and larger "B" size doors (13" W x 5-1/4" H). "A" size doors are available in 3, 4 or 5 doors wide and 5, 6 or 7 doors high. "B" size doors are available in 2 doors wide and 5, 6 or 7 doors high.
- Made entirely of aluminum including a factory installed 3/4" W x 1/4" D trim and a solid rear cover.

CONFIGURATIONS



COLOR OPTIONS

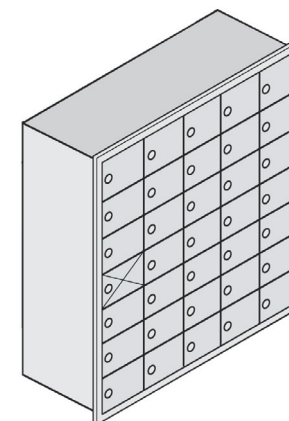


CUSTOM ENGRAVING



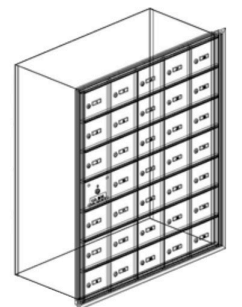
To view replacement parts and more options visit us at: www.mailboxes.com/residential-development-mailboxes/

3635 MODEL DISPLAYED



Online Resources

- Product Information
- 3D Revit / BIM Models
- Detailed Specifications
- Technical Drawings
- Augmented Reality (AR) Models
- Installation Instructions
- AutoCAD Drawings



Visit: www.mailboxes.com/Architectural-Resources

COMMUNITY MAILBOXES

4C Horizontal Mailboxes - Recessed Mounted

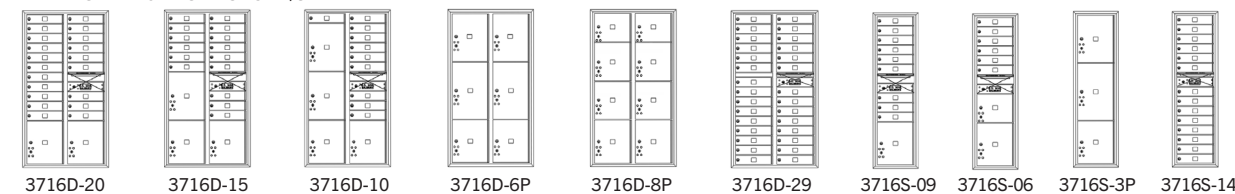


4C HORIZONTAL MAILBOXES - Recessed Mounted

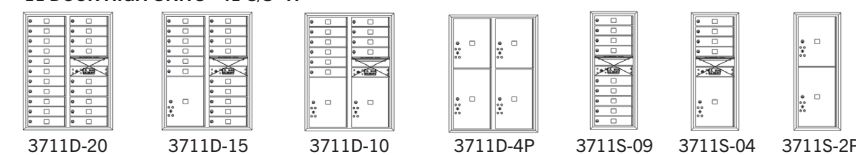
- Available as front loading or rear loading, recessed mounted 4C Horizontal Mailboxes are U.S.P.S. approved and manufactured by Salsbury Industries to USPS-STD-4C Specifications.
- Required for new construction and major renovations and ideal for apartments, commercial buildings, residential developments and other applications.
- For indoor or outdoor use and required for new construction and major renovations.

STANDARD CONFIGURATIONS

MAXIMUM HEIGHT UNITS - 57-1/8" H



11 DOOR HIGH UNITS - 41-3/8" H



10 DOOR HIGH UNITS - 37-7/8" H*



6 DOOR HIGH UNITS - 23-7/8" H*




*ADA Height Compliant

COLOR OPTIONS / CUSTOM ENGRAVING



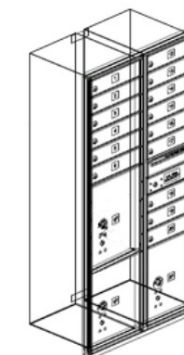
To view replacement parts and more options visit us at: www.mailboxes.com/residential-development-mailboxes/

3716D-15 MODEL DISPLAYED



Online Resources

- Product Information
- 3D Revit / BIM Models
- Detailed Specifications
- Technical Drawings
- Augmented Reality (AR) Models
- Installation Instructions
- AutoCAD Drawings



Visit: www.mailboxes.com/Architectural-Resources

COMMUNITY MAILBOXES

Heavy Duty Rural Mailboxes

HEAVY DUTY RURAL MAILBOXES

- Heavy Duty Rural Mailboxes are U.S.P.S. approved and manufactured by Salsbury Industries to USPS-STD-7B specifications.
- Made entirely of aluminum and constructed of a 1/8" thick extruded aluminum body with a 1/8" thick die cast aluminum front door and rear cover.
- The die cast door is attached to the body with a full-width stainless steel hinge allowing for smooth operation.
- Include an adjustable red signal flag and a magnetic door catch.

FEATURES



HANDLE
ergonomically designed oversized handle



DOOR
heavy duty die cast aluminum door



CATCH
secure magnetic catch



HINGE
concealed heavy duty full width stainless steel hinge



FLAG
heavy duty 1/4" thick die cast aluminum signal flag with stainless steel mounting hardware



FINISH
mailbox exterior and interior feature a durable powder coated finish



COLOR OPTIONS



black



bronze



sandstone



white

CUSTOM NUMBERS / LETTERS

123ABC123A
123ABC123A

Black Vinyl

123ABC123A
123ABC123A

White Vinyl

123ABC123A
123ABC123A

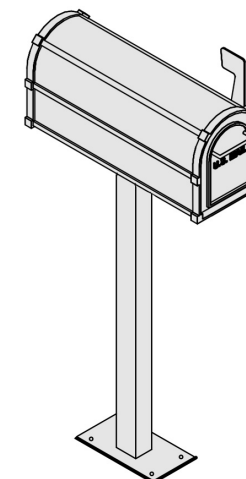
Reflective Vinyl

123ABC123A
123ABC123A

Gold Vinyl

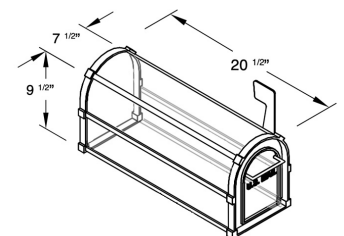
To view more community mailboxes visit us at: www.mailboxes.com/residential-development-mailboxes/

4850 MODEL DISPLAYED WITH STANDARD POST 4865



Online Resources

- Product Information
- 3D Revit / BIM Models
- Detailed Specifications
- Technical Drawings
- Augmented Reality (AR) Models
- Installation Instructions
- AutoCAD Drawings



PDF



AutoCAD



REVIT

Visit: www.mailboxes.com/Architectural-Resources

COMMUNITY MAILBOXES

Roadside Mailboxes

ROADSIDE MAILBOXES

- Roadside Mailboxes are U.S.P.S. approved and manufactured by Salsbury Industries to USPS-STD-7B specifications.
- Made entirely of aluminum and feature both a front and rear access locking door.
- Mail is deposited through a non-locking access panel on the front and includes an outgoing tray.
- Include an adjustable red signal flag and a lock with 2 keys on each door (keyed alike).

FEATURES AND DIMENSIONS

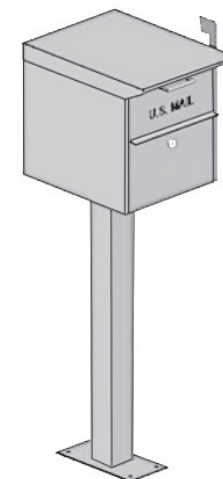
HANDLE ergonomically designed oversized handle	FLAG heavy duty 1/4" thick die cast aluminum signal flag with stainless steel mounting hardware	FINISH mailbox exterior and interior feature a durable powder coated finish	
HINGE concealed heavy duty full width stainless steel hinge	CATCH secure magnetic catch	LOCK sturdy lock for added security	

COLOR OPTIONS, CUSTOM ENGRAVING, NUMBERS / LETTERS

				3 MAPLE ST. <i>Engraved Placard</i>	123ABC123A 123ABC123A <i>Black Vinyl</i>
black	bronze	sandstone	white	123ABC123A 123ABC123A <i>White Vinyl</i>	123ABC123A 123ABC123A <i>Gold Vinyl</i>
					123ABC123A 123ABC123A <i>Reflective Vinyl</i>

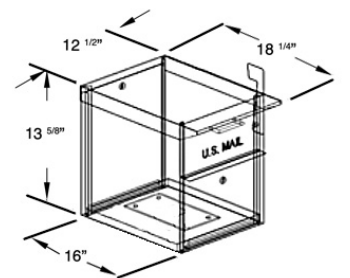
To view more community mailboxes visit us at: www.mailboxes.com/residential-development-mailboxes/

4325 MODEL DISPLAYED WITH STANDARD POST 4365



Online Resources

- Product Information
- 3D Revit / BIM Models
- Detailed Specifications
- Technical Drawings
- Augmented Reality (AR) Models
- Installation Instructions
- AutoCAD Drawings




Visit: www.mailboxes.com/Architectural-Resources

MANUFACTURING SINCE 1936

The Industry Leader in Quality Mailboxes

ORDER FACTORY DIRECT

Large Inventory and Fast Shipping



SALSBURY INDUSTRIES

Contact us to learn more about
Community Mailboxes!

Discounts Available!
Contact Us
for a Quote Today!



People Committed to Quality Since 1936®

Salsbury Industries
18300 Central Avenue
Carson CA 90746-4008

phone: 1.800.624.5269

fax: 1.800.624.5299

phone: 1.323.846.6700

fax: 1.323.846.6800

email: salsbury@mailboxes.com

website: www.mailboxes.com

