

Roadside Mailboxes

ROADSIDE MAILBOXES

U.S.P.S. APPROVED

Made entirely of aluminum, Salsbury U.S.P.S. approved 4300 series roadside mailboxes feature both a front and rear access locking door. Available in a durable powder coated black, bronze, silver or white finish, each unit includes an outgoing mail tray, a lock with two (2) keys on each door (keyed alike) and an adjustable red signal flag. Mail is deposited through a non-locking access panel on the front. Roadside mailboxes can be mounted on the optional bolt mounted (#4365) or in-ground mounted (#4385) aluminum pedestals, in-ground mounted aluminum deluxe posts (#4370, #4372, #4373 and #4374) or a base of your choice. Roadside mailboxes can also be mounted in columns, masonry or walls. Non-locking thumb latches (#4388) are available as options upon request. Roadside mailboxes are approved for U.S.P.S. curbside mail delivery. Master postal lock not required. For a larger version of this product, see mail chests on pages 48-49.

Current Pricing and Volume Discounts Available at Mailboxes.com!

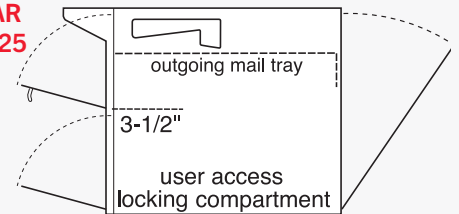


Front view of #4325 mounted in a column with optional custom numbers / letters (see mailboxes.com) displayed

FRONT AND REAR ACCESS ON #4325

10" W x 1-3/4" H outgoing mail tray

10" W x 1-3/4" H mail deposit



SPREADERS

Made of heavy duty aluminum, Salsbury spreaders are an ideal way to mount multiple roadside mailboxes to pedestals. Optional two (2) wide (#4382), three (3) wide (#4383) and four (4) wide (#4384) spreaders easily attach to standard pedestals (#4365 and #4385).

#4382 on a pedestal (#4365) displayed



#4382 two (2) wide spreader



#4383 three (3) wide spreader



#4384 four (4) wide spreader (includes two (2) support arms)

Locking Mailboxes

#4325's on a three (3) wide spreader (#4383) attached to an in-ground mounted pedestal (#4385) with optional custom numbers / letters (see mailboxes.com) displayed



DESCRIPTION

4325¹ - Roadside Mailbox

UNIT SIZE

12-1/2" W x 13-5/8" H x 18-1/4" D

WEIGHT

25 lbs.

PEDESTALS

order pedestals separately

4365 **4385**

BOLT PATTERNS

PEDESTALS

pedestal top bolt pattern: 6" wide, 12" high, 2-5/8" spacing

pedestal base bolt pattern: 6" wide, 12" high, 10" spacing, 0-4" offset

DELUXE POSTS

post arm bolt pattern for one mailbox: 3-1/2" high, 14" wide, 2-5/8" spacing

post arm bolt pattern for two (2) mailboxes: 3-1/2" high, 28-3/4" wide, 2-5/8" spacing

ROADSIDE MAILBOX PEDESTALS, POSTS & OPTIONS

MODEL	DESCRIPTION	UNIT SIZE	WEIGHT
4365 ¹	Pedestal - bolt mounted	3-1/2" W x 32" H x 3-1/2" D	15 lbs.
4385 ¹	Pedestal - in-ground mounted	3-1/2" W x 48" H x 3-1/2" D	20 lbs.
4370 ¹	Deluxe Post - for (1) roadside mailbox	25" W x 81" H x 4" D	35 lbs.
4372 ¹	Deluxe Post - for (2) roadside mailboxes	35" W x 81" H x 4" D	45 lbs.
4373 ¹	Deluxe Post - for (3) roadside mailboxes	49" W x 81" H x 4" D	55 lbs.
4374 ¹	Deluxe Post - for (4) roadside mailboxes	63" W x 81" H x 4" D	65 lbs.
4382 ¹	Spreader - 2 wide	34" W x 9" D	10 lbs.
4383 ¹	Spreader - 3 wide	55" W x 9" D	15 lbs.
4384 ¹	Spreader - 4 wide (includes 2 support arms)	63-1/2" W x 9" D	35 lbs.
4316	Replacement flag	2-3/4" W x 8" H x 1/4" D	1 lb.
4393	Pedestal mounting kit - (4) expansion wedge anchor bolts - for existing concrete		2 lbs.
4394	Pedestal mounting kit - (4) anchor (J) bolts - for new concrete		2 lbs.
4390	Lock set - (2) standard replacement locks (keyed alike) - with (2) keys each		

CUSTOM ENGRAVED PLACARDS

8-1/2" W x 2" H custom engraved self-adhesive placards are available as an option upon request. (#4367)



THUMB LATCH

A non-locking thumb latch is available as an option upon request. (#4388)



¹ Specify



Heavy Duty Rural Mailboxes

HEAVY DUTY RURAL MAILBOXES U.S.P.S. APPROVED

Made entirely of aluminum, Salsbury U.S.P.S. approved 4800 series heavy duty rural mailboxes feature a 1/8" thick extruded aluminum body and a 1/8" thick die cast aluminum front door and rear cover. Heavy duty rural mailboxes also feature a durable powder coated finish available in four (4) contemporary colors and include an adjustable red signal flag and a magnetic door catch. The die cast door is attached to the body with a full width stainless steel hinge allowing for smooth operation. Heavy duty rural mailboxes can be mounted on standard or deluxe mailbox posts (see pages 56-59), spreaders (see page 57) or a base of your choice. Rural mailboxes are approved for U.S.P.S. curbside mail delivery.

**Current Pricing and Volume Discounts
Available at Mailboxes.com!**



Custom
Numbers / Letters see mailboxes.com

#4850 on a standard post
(#4895 - see page 56) with
optional custom numbers / letters
(see mailboxes.com) displayed



#4850 on a deluxe post
(#4872 - see page 59) with
optional custom numbers / letters
(see mailboxes.com) displayed



#4850 in a brick column displayed

REPLACEMENT FLAGS

Made of heavy duty 1/4" thick die cast aluminum, rural mailbox replacement signal flags have a durable powder coated red finish and easily attach to heavy duty rural mailboxes. Mailbox flags include stainless steel mounting hardware.

- 4816 - Replacement Flag**
- 2-3/4" W x 8" H x 1/4" D
 - 1 lb.



4816

HEAVY DUTY RURAL MAILBOXES



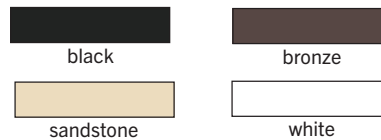
4850

DESCRIPTION
4850¹ - Rural Mailbox

UNIT SIZE
7-1/2" W x 9-1/2" H x 20-1/2" D

WEIGHT
15 lbs.

¹ Specify



Flag
heavy duty 1/4" thick die cast aluminum signal flag with stainless steel mounting hardware

Finish
mailbox exterior and interior feature a durable powder coated finish

Catch
secure magnetic catch

Reinforcement
ridges formed along the length of the unit provide added strength


Weather-proofing
an interior rib prevents water from entering the mailbox

Handle
ergonomically designed oversized handle

Door
heavy duty die cast aluminum door

Hinge
concealed heavy duty full width stainless steel hinge

Strength
heavy duty U.S.P.S. approved mailboxes are made of 1/8" thick die cast and extruded aluminum



#4850 displayed

Standard Mailbox Posts & Spreaders

STANDARD MAILBOX POSTS & SPREADERS FOR RURAL MAILBOXES

Made of heavy duty aluminum, Salsbury standard mailbox posts accommodate rural mailboxes (see pages 54-55) and are available in a bolt mounted style (#4865) and an in-ground mounted style (#4895). Salsbury spreaders are an ideal way to mount multiple rural mailboxes to mailbox posts. Available in four (4) widths, mailbox spreaders include mounting hardware to easily attach to standard mailbox posts. Standard mailbox posts and spreaders feature a durable powder coated finish available in four (4) contemporary colors.

Current Pricing and Volume Discounts Available at Mailboxes.com!



Standard post (#4895) with rural mailbox (#4850) and optional custom numbers / letters (see mailboxes.com) displayed

Order rural mailboxes (see pages 54-55) separately

DESCRIPTION

4865¹ - Standard Post - Bolt mounted

UNIT SIZE

Post: 3-1/2" W x 42" H x 3-1/2" D
Top & base: 6" W x 12" D

WEIGHT

20 lbs.



4865

DESCRIPTION

4895¹ - Standard Post - In-ground mounted

UNIT SIZE

Post: 3-1/2" W x 60" H x 3-1/2" D
Top: 6" W x 12" D

WEIGHT

25 lbs.



4895



¹ Specify




black



bronze



sandstone



white



Standard post (#4895) with rural mailboxes (#4850) on three (3) wide spreader (#4883) and optional custom numbers / letters (see mailboxes.com) displayed

MAILBOX SPREADERS



DESCRIPTION

4882¹ - Spreader - 2 wide

UNIT SIZE
19" W x 7-1/4" D

WEIGHT
10 lbs.



DESCRIPTION

4883¹ - Spreader - 3 wide

UNIT SIZE
34" W x 7-1/4" D

WEIGHT
15 lbs.



DESCRIPTION

4884¹ - Spreader - 4 wide

UNIT SIZE
50" W x 7-1/4" D

WEIGHT
20 lbs.



DESCRIPTION

4885¹ - Spreader - 5 wide
Includes two (2) support arms

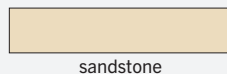

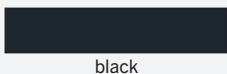
UNIT SIZE
55" W x 7-1/4" D

WEIGHT
30 lbs.



Standard post (#4865) with rural mailboxes (#4850) on two (2) wide spreader (#4882) and optional custom numbers / letters (see mailboxes.com) displayed

¹ Specify



Deluxe Mailbox Posts

DELUXE MAILBOX POSTS FOR RURAL MAILBOXES

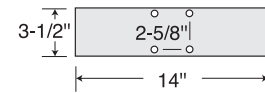
Made of heavy duty aluminum, Salsbury in-ground mounted deluxe mailbox posts feature a durable powder coated finish available in four (4) attractive colors. Deluxe mailbox posts can accommodate rural mailboxes (see pages 54-55). The arms of the deluxe posts measure 3-1/2" D and 3-1/2" H. Deluxe posts for one mailbox (#4870) include a 14" wide arm and can be assembled with the mailbox mounted on either the right side or the left side. Deluxe posts for two (2) mailboxes (#4872) include two (2) 14" wide arms. Deluxe posts for three (3) mailboxes (#4873) include one 14" wide arm and one 23" wide arm. Deluxe posts for four (4) mailboxes (#4874) include two (2) 23" wide arms. Deluxe posts for five (5) mailboxes (#4875) include two (2) 14" wide arms and one 36-1/2" wide center bridge. Minor assembly is required.

Current Pricing and Volume Discounts Available at Mailboxes.com!

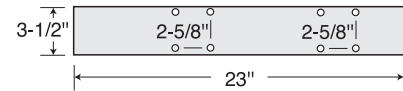


Deluxe post (#4870) with rural mailboxes #4850 (see pages 54-55) and optional custom numbers / letters (see mailboxes.com) displayed

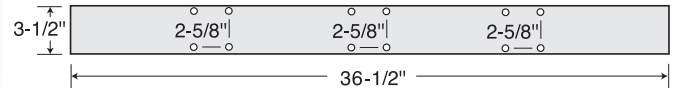
Post arm bolt pattern for one mailbox



Post arm bolt pattern for two (2) mailboxes



Post bolt pattern for center bridge for three (3) mailboxes on #4875



Order rural mailboxes (see pages 54-55) separately

Deluxe post (#4874) with four (4) rural mailboxes #4850 (see pages 54-55) and optional custom numbers / letters (see mailboxes.com) displayed



DESCRIPTION
 4870¹ - Deluxe Post -
 1-sided for
 one (1) mailbox
 in-ground mounted

UNIT SIZE

Post:
 25" W x 81" H x 4" D

WEIGHT

35 lbs.



DESCRIPTION
 4872¹ - Deluxe Post -
 2-sided for
 two (2) mailboxes
 in-ground mounted

UNIT SIZE

Post:
 35" W x 81" H x 4" D

WEIGHT

45 lbs.




DESCRIPTION
 4873¹ - Deluxe Post -
 2-sided for
 three (3) mailboxes
 in-ground mounted

UNIT SIZE

Post:
 45" W x 81" H x 4" D

WEIGHT

55 lbs.



DESCRIPTION
 4874¹ - Deluxe Post -
 2-sided for
 four (4) mailboxes
 in-ground mounted

UNIT SIZE

Post:
 54" W x 81" H x 4" D

WEIGHT

65 lbs.



DESCRIPTION
 4875¹ - Deluxe Post -
 Bridge Style for
 five (5) mailboxes
 in-ground mounted

UNIT SIZE

Posts:
 76" W x 81" H x 4" D

WEIGHT

95 lbs.

Note - Order mailboxes separately

¹ Specify



black



bronze



sandstone



white